

## Aluminium composite panels

### Important notes on transport by forklift truck and storage of pallets


To protect ALPOLIC™ composite panels from mechanical damage during transport, storage and handling, the following rules must be respected. Complaints based on improper handling will not be accepted.

#### Forklift request

Sufficient lifting force must be guaranteed.

#### Length of the forklift truck

- Use of sufficiently long forklift forks. If necessary, fork extensions should be used.
- The forks should ideally protrude on the opposite side of the pallet or be at least 2/3 inserted in the pallet to ensure safe transport.
- Lift the pallet first and only then tilt it to prevent the fork tips from being pushed through.
- The load centre of gravity should be as close as possible to the lift mast and in the middle between the forks.
- Do not lift the pallet with the fork tips. It can cause damage to the packaging or the product.



Forklift forks ideally protrude on the opposite side of the pallet

#### Width adjustment of the forks

Spread the forks to maximum width to prevent the pallet from bending, ALPOLIC™ panels from slipping and damage to the product or packaging. Lifting or transporting the pallet with forks together can cause the pallet to bend, which could damage the pallet and the product.

#### General handling

- Always lift or lower the pallets slowly to avoid bending. This prevents damage to the product or pallet.
- Stacked pallets must be secured against slipping when transported in closed trucks or containers.
- Appropriate edge protection should be used to prevent damage.

#### Stacking

It is recommended not to stack pallets in original packaging more than 6 units high.

#### Storage

- If possible, the material should be stored inside the building to protect packaging and goods.
- If stored outdoors, protection against moisture should be provided.

#### Hoisting


Ideally, the ALPOLIC™ panels should be lifted with a suitable tool, such as a vacuum lifter. If this is not possible, the following instructions for manual lifting should be considered.

#### Number of persons required for repacking/transfer

- Panel length  $\leq 4,500\text{mm}$ : 4 persons required
- Panel length  $> 4,500\text{mm}$ : 6 persons required

#### Safety

For the handling of ALPOLIC™ panels it is generally recommended to wear cut-resistant protective gloves to avoid cut injuries.



#### Cleaning of working area

Before unpacking the ALPOLIC™ panels, the designated work area should be thoroughly cleaned of dirt, stones, aluminium chips or other objects. The same applies to further processing.

#### Electrostatic charge

Mechanically stacked panels in particular are usually electrostatically charged. Before repackaging/further processing, the existing packaging must be opened and the ALPOLIC™ panel adhering underneath must be loosened.


#### Stacking of individual panels

To avoid imprints, nothing should lie between the ALPOLIC™ sheets when stacking.

#### Transport

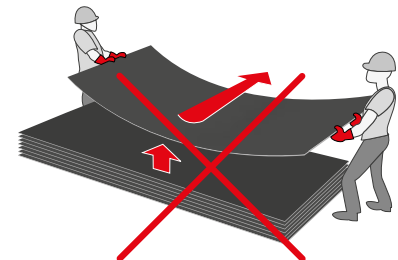
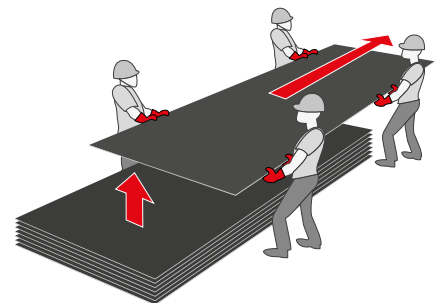
For further transport, the ALPOLIC™ panels should always be lifted and carried vertically by two persons.

To do this, grasp the panel at the four corners and lift it (do not pull it over each other).



#### Stock transfer

- Individual ALPOLIC™ panels must be completely lifted from the panels below, they must not be pushed over each other. We recommend the use of a vacuum lifter.
- The ALPOLIC™ panels should be lifted and transported along the long side as shown in the following sketch.



#### ALPOLIC™ – the world's first address for aluminium composite panels

**Recycling**

Our materials are 100% recyclable. Even waste from ALPOLIC™ plants is recycled.

#### Zertifizierungen



Trademark of AGC Chemicals, Asahi Glass Co., Ltd.



**ALPOLIC™ | MITSUBISHI POLYESTER FILM GmbH**

Kasteler Straße 45/E512 | 65203 Wiesbaden, Germany

phone: +49 611 962-3482 | fax: +49 611 962-9059 | info-alpolic@mcgc.com | www.alpolic.eu

